

# Unfinished Business: The FY23 Biden Budget and what's next for human needs programs

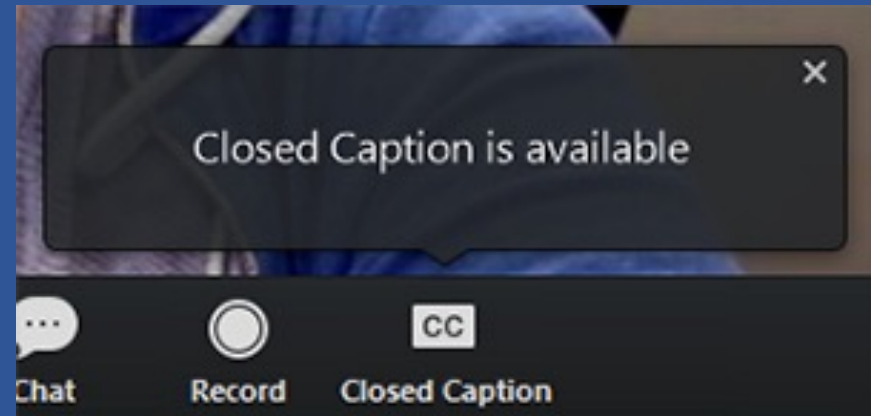


April 6, 2022

# How to Enable Closed Captioning:

To enable captioning, click Closed Caption in the bottom ribbon, and click “Show Subtitle”.

Tip: Should the header and chat be in the way of the captions, click and drag the closed captioning to move its position in the meeting window.



# Thanks to our generous funders

The Annie E. Casey Foundation

The George Gund Foundation

The Robert Wood Johnson  
Foundation

The Rockefeller Foundation

CHN Members and Supporters

# Ellen Teller, Moderator

**Ellen Teller** is Director of Government Affairs at the Food Research and Action Center (FRAC). She joined FRAC in 1986, and previously served as an attorney at the American Bar Association, Center for Science in the Public Interest and the Consumer Federation of America. She is the Board Chair of the Coalition on Human Needs.



# Ellen Nissenbaum

**Ellen Nissenbaum** is the Senior Vice President for Government Affairs for the Center on Budget and Policy Priorities. Regarded as one of the leading government affairs directors among non-profit organizations in Washington, Ellen helps a broad array of both national and state organizations and coalitions strengthen their impact on federal policies by providing information on key policy developments in Congress and the Executive Branch, strategic guidance, and communications planning.



# Joel Friedman

**Joel Friedman** is Senior Vice President for Federal Fiscal Policy for the Center on Budget and Policy Priorities.

Joel specializes in U.S. federal budget and tax issues and is a Senior Fellow at the International Budget Partnership (IBP), where he focuses on budget transparency and accountability in countries around the world.



# Nicole Jorwic

**Nicole Jorwic** is Chief of Advocacy and Campaigns with Caring Across Generations. In this role Nicole builds CAG's coalition work nationally and also works at the state level around both policy and coalition-building. She brings varied expertise from her work as a direct care worker, special education attorney, and disability rights activist.



# Nia West-Bey

**Nia West-Bey** is CLASP's director of youth policy. In this role, she leads a team that seeks to advance a vision for policy and systems change co-created with youth and young adults, ages 16-25, that centers safety, healing and well-being, and economic and racial justice. She has expertise in youth development, qualitative and quantitative data interpretation and analysis, and the intersection of psychology, social policy, and program evaluation.





# Deborah Weinstein

**Deborah Weinstein** has been Executive Director of the Coalition on Human Needs since 2003. At CHN and previously at the Children's Defense Fund and the Massachusetts Human Services Coalition, Debbie has helped advocates to combat poverty and hardship for about 40 years.





# **President's FY 2023 Budget**

**Joel Friedman**

**Center on Budget and Policy Priorities**

April 6, 2022



# Overview

- Reserve fund
- Deficit reduction
- Non-defense programs
  - Appropriations
  - Mandatory
- Revenues



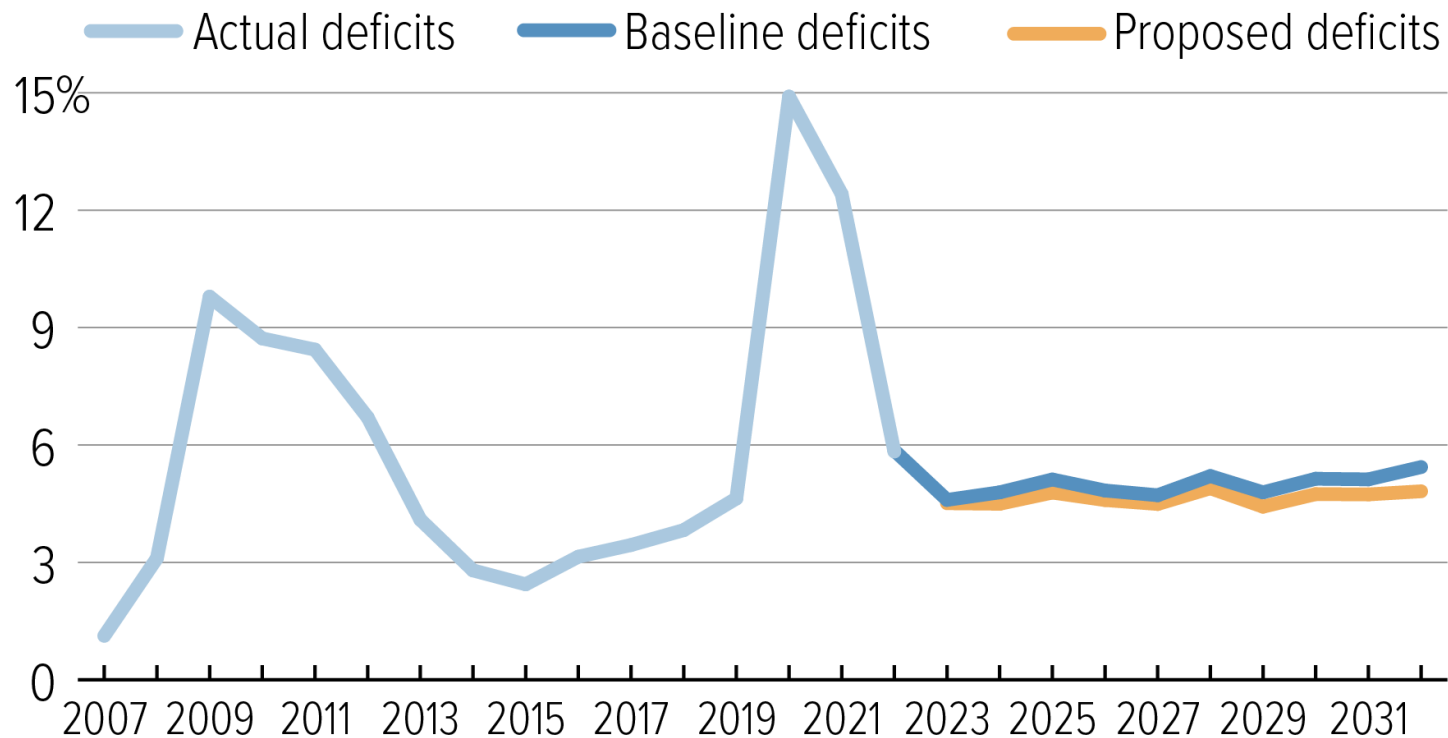
# Reserve Fund

- Placeholder for policies under discussion for the economic package
  - Includes both spending and revenue policies
- Policies noted in budget document, but excludes specifics
- Assumed to be deficit neutral (0 every year)
  - Budget notes support for deficit reduction



# Budget Proposes to Reduce Deficit by \$1 T

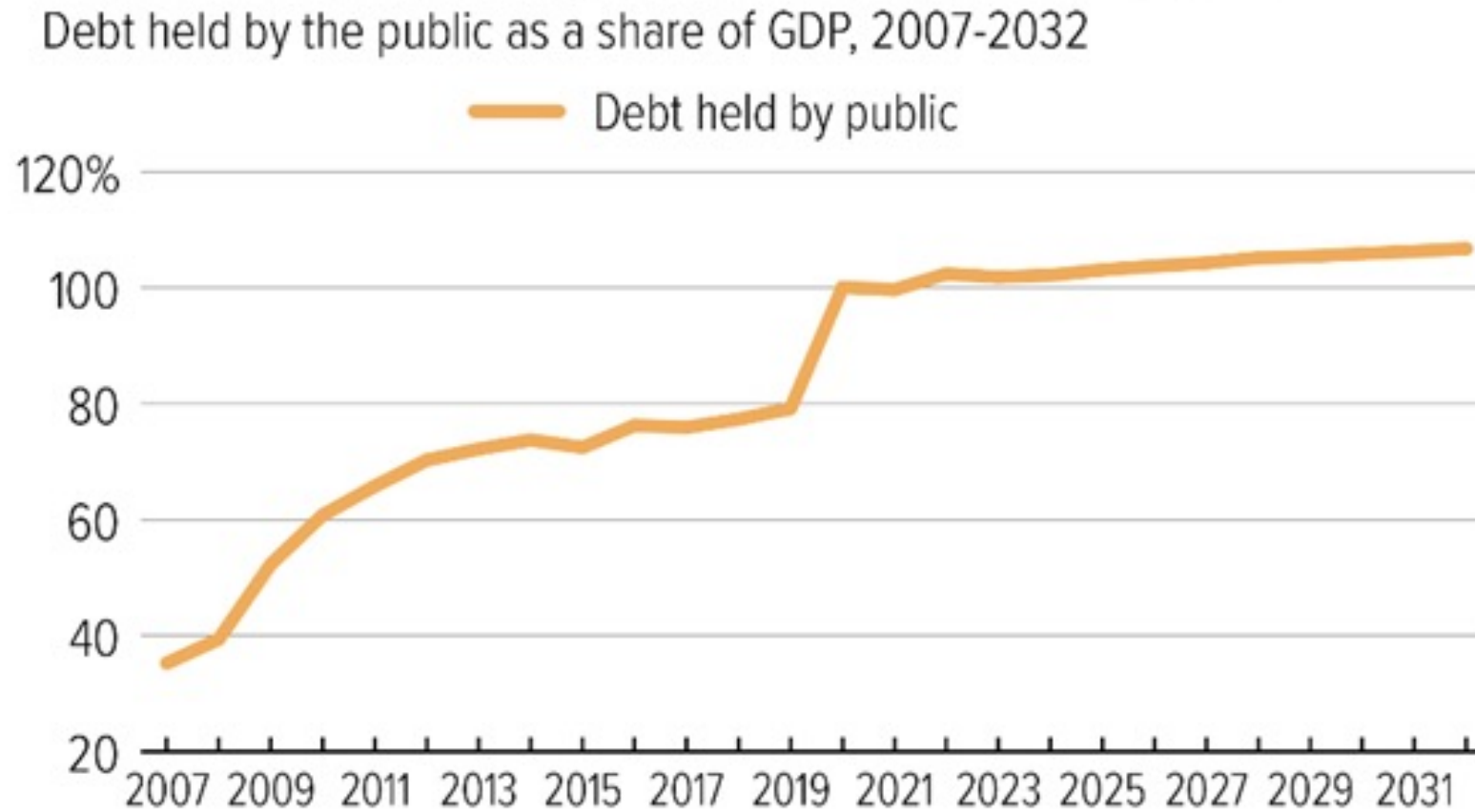
Deficits as a share of GDP, 2007-2032



Source: Budget of the U.S. Government, Fiscal Year 2023



# Debt Grows Slightly Fast Than GDP

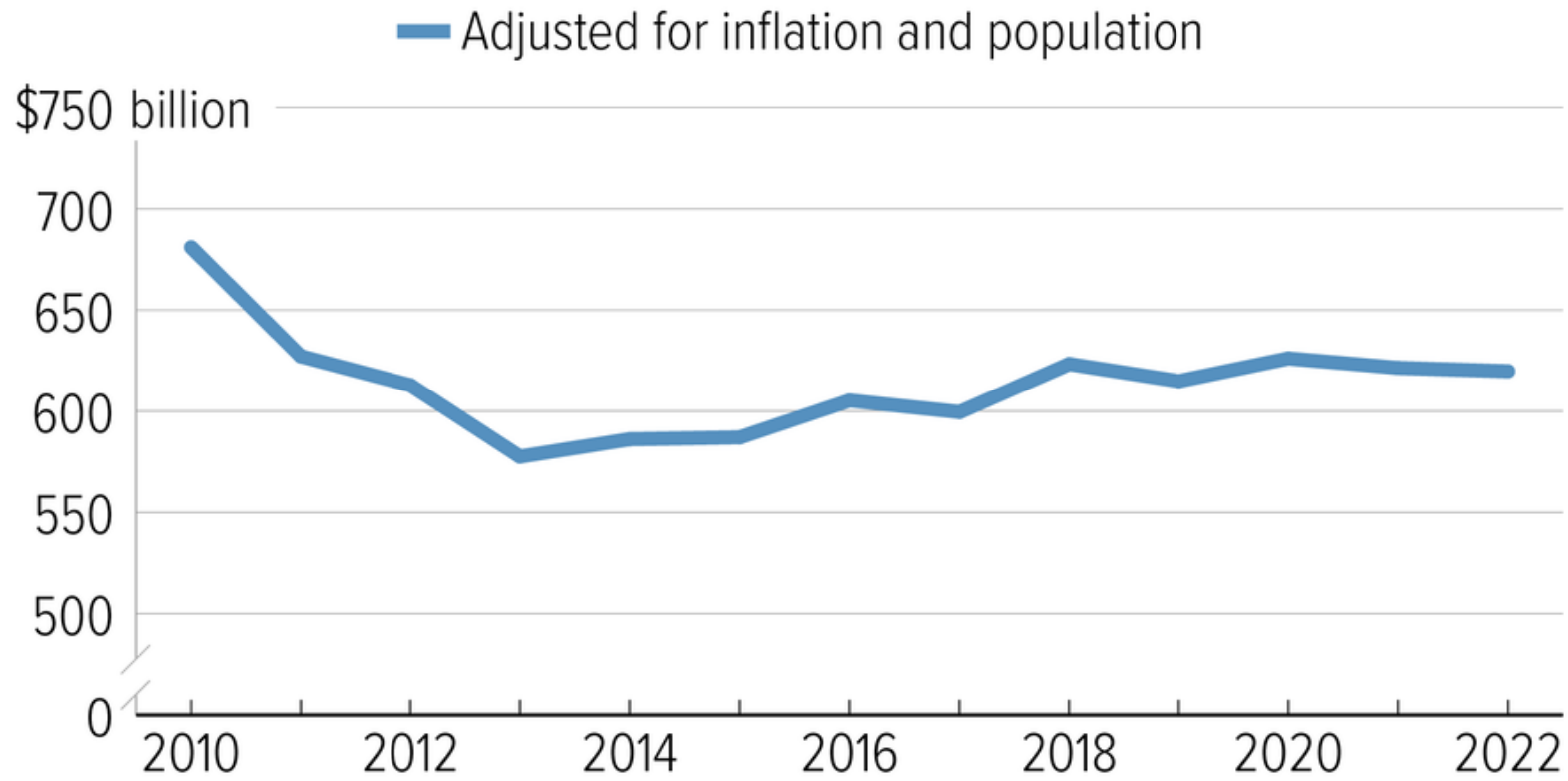


Source: Budget of the U.S. Government, Fiscal Year 2023



# Non-Defense Appropriations Outside Veterans Medical Care Still Below 2010

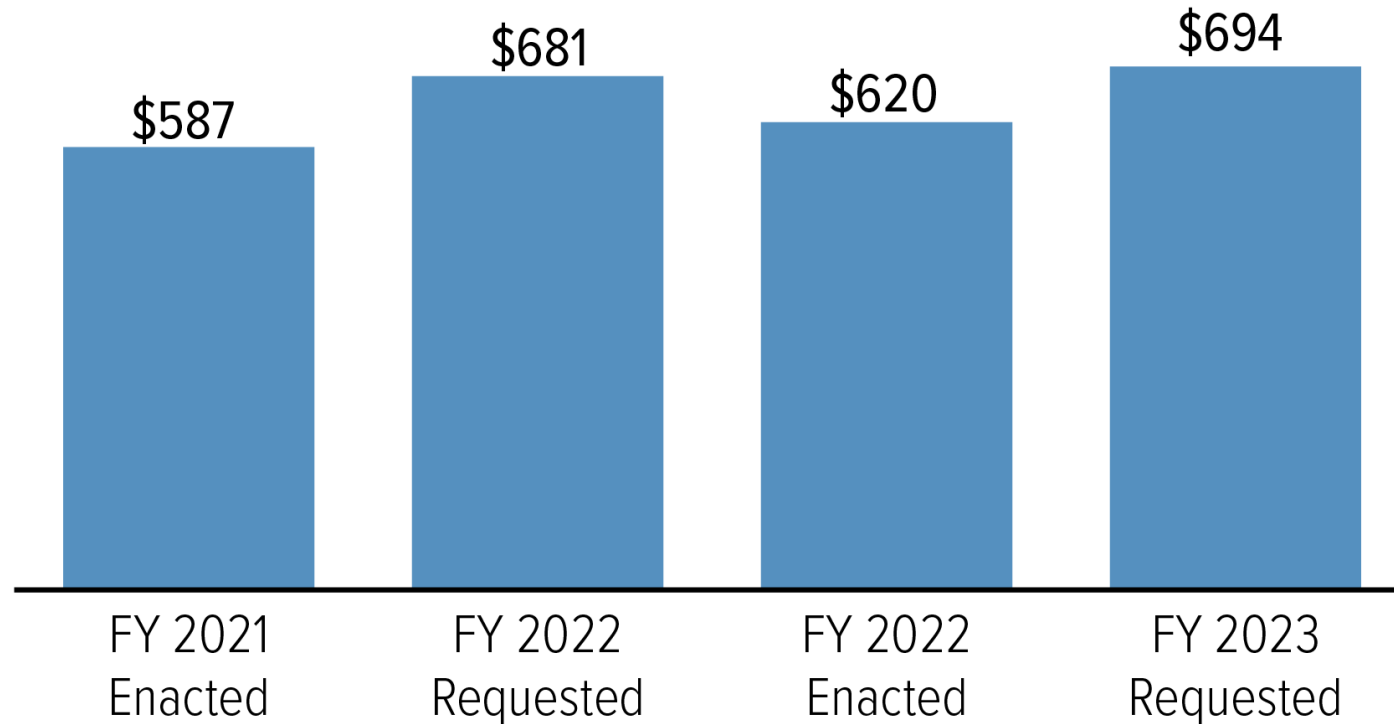
In billions of 2022 dollars





# FY 2023 Budget Again Calls for Significant Investments in Non-Defense Appropriations

Funding levels for non-defense discretionary programs excluding VA Health Care, in billions



Source: CBO and Budget of the U.S. Government, Fiscal Years 2022 and 2023





# Major Mandatory Proposals

- Pell Grants
- Title I
- Mental health and substance use treatment and recovery services
- Public health and pandemic preparedness
- Indian Health Services
- Excludes policies covered by reserve fund



# Revenues

- House passed policies (reserve fund)
  - Surtax on high-income households
  - Corporate: int'l and domestic minimum taxes
  - IRS enforcement
- Budget includes proposals from last year...
  - Corporate rate to 28%
  - Individual top rate increase
- ...and includes new proposals
  - Minimum tax on wealthiest households



CARING  
ACROSS  
GENERATIONS

# Care Priority Update

**Presented By: Nicole Jorwic,  
Chief of Advocacy and Campaigns,  
Caring Across Generations**






## SHIFTING THE NARRATIVE

# Care As A Shared Need & Collective Issue

Our work focuses on ensuring care is understood as a shared responsibility – a collective issue – and not an individual burden. But moving society towards a collective mindset about care has been slow going.

Families too often struggle to provide care and keep their jobs, or have to choose between paying the bills or caring for their loved ones. Prior to COVID-19, our society viewed that struggle as a personal failure.

The pandemic revealed all of those assumptions to be untrue: the system had failed us, not the people forced to grapple with it alone.



It is now clearer than ever how interconnected we are, and that by supporting and uplifting better care systems for all, we can rebuild a society that supports care in a way that we can all thrive.

## SHIFTING THE NARRATIVE

### Care As A Justice Issue

Access, affordability, and provision of care are tied to so many societal issues from disability to gender, and racial justice and immigrant rights.

Our current care systems rely upon the unpaid work of women, and the underpaid work of Black and immigrant women. We must rebuild our systems to make care jobs into good, life sustaining jobs for the people who do this essential work, and for those they care for.

The pandemic laid bare that care is an aging and disability justice issue. We must continue the drumbeat that no one is disposable. Ensuring that all life and work is valued, and people get the care they need, is essential to that fight.

By reframing care in the context of justice, we have made it clear that rebuilding our care systems is essential to building a more just and equitable society.



## The Last Year

# Care in Build Back Better

In April 2021, the Biden-Harris Administration made history with the Build Back Better Plan, naming care infrastructure as a major pillar of their economic agenda.

Our work, together with our Care Can't Wait partners, led to this watershed moment in our collective fight towards a more caring future for our families and economy. Policies to support a comprehensive care infrastructure are within reach!

No matter the fate of the Build Back Better plan in Congress, we remain committed to building our care infrastructure, with a focus on connecting our care needs across generations, and bolstering home and community care for seniors and people with disabilities and improved wages for care workers.



# Care in the Biden Administration Budget



- \$500 million increase for Home and Community-Based Services (HCBS)
- The Budget provides \$20.2 billion for HHS's early care and education programs, an increase of \$3.3 billion over the 2021 enacted level.
- Nods to the issues while negotiations continue

## WHERE WE'RE GOING

### The Next Couple of Months

The window of opportunity is narrowing to make the needed investments in the care infrastructure. The main asks are:

- \$150 Billion for Medicaid Home and Community-Based Services. To address access to services and pay direct care workers a family sustaining wage.
- Significant investment in child care to strengthen and expand existing systems, pay child care workers a family-sustaining wage and to fund Universal Pre-K.







CARING  
ACROSS  
GENERATIONS

**THANK YOU!**





Nia West-Bey, PhD  
Director, Youth Policy

**Title** **Mental Health in the FY23**  
**Conference** **President's Budget**

**Month** April 6, 2022

# The Context

July 2021

**OVER 3 MILLION** YOUNG PEOPLE

reported that they **needed mental health counseling**  
in the last week and they **did not receive it.**

U.S. Census Bureau Household Pulse Survey, Week 25.

# CLASP Principles for Reframing Mental Health

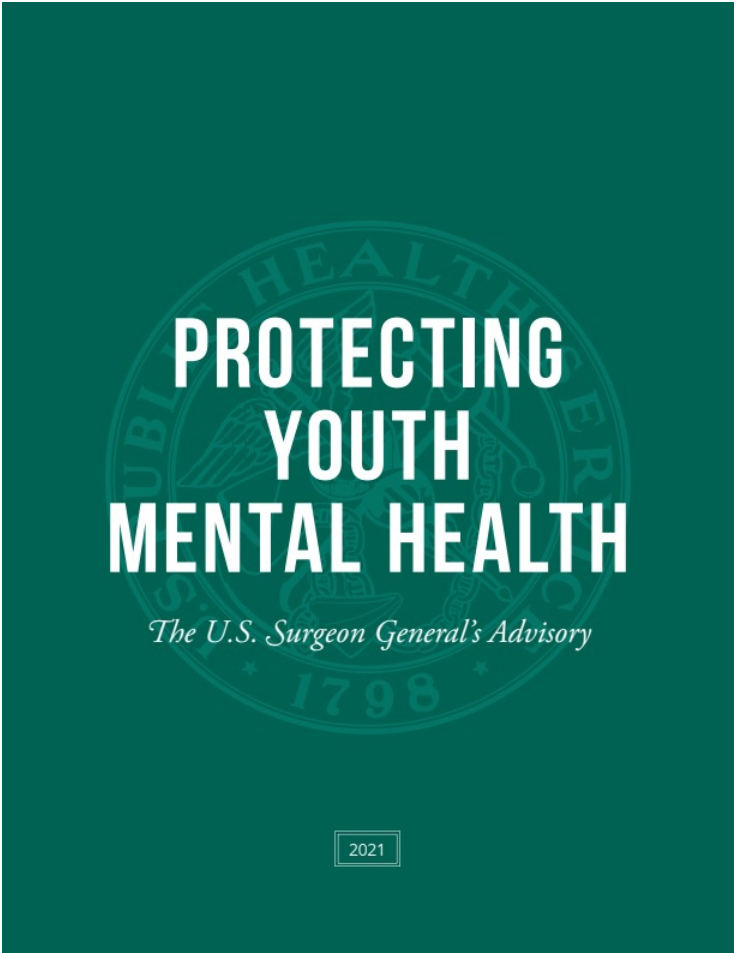
---

1. Redefining Mental Health
2. Expanding Access to Care
3. Enhancing Culturally Responsive Services
4. Addressing Social Needs
5. Strengthening Quality Infrastructure
6. Building a Robust and Diverse Workforce

# CLASP Mental Health Investment Priorities for Youth

- Youth mobile crisis response services
- Youth peer support
- App- and text-based telehealth
- Increased capacity to support mental health in youth-serving community-based organizations
- Growing the behavioral health workforce pipeline, with a specific focus on peer support specialists, recovery specialists, BIPOC clinicians (including those who speak languages that help limited English proficient populations and those that work in Tribal Nations/Urban Indian Health facilities), and providers in Health Professional Shortage Areas (HPSAs).

# The Biden Administration on Mental Health



THE WHITE HOUSE



BRIEFING ROOM

MENU

## FACT SHEET: President Biden to Announce Strategy to Address Our National Mental Health Crisis, As Part of Unity Agenda in his First State of the Union

MARCH 01, 2022 • STATEMENTS AND RELEASES

# White House Strategy to Address the National Mental Health Crisis

- Invest in proven programs that bring providers into behavioral health.
- Pilot new approaches to train a diverse group of paraprofessionals.
- Build a national certification program for peer specialists.
- Launch the “988” crisis response line and strengthen community-based crisis response.
- Expand the availability of evidence-based community mental health services.
- Expand access to tele- and virtual mental health care options.
- Embed and co-locate mental health and substance use providers into community-based settings.
- Train social and human services professionals in basic mental health skills.

# FY23 Budget

- Requires all health plans cover mental health and SUD benefits
- For public insurance plans, lowers cost of mental health services for patients
- Requires parity in coverage
- Increases the number of mental health providers and in behavioral health workforce development and service expansion
- Funding for community-based centers and clinics including a state option to receive enhanced Medicaid reimbursement on a permanent basis
- Historic investments in youth mental health and suicide prevention programs and in training, educational loan repayment, and scholarships that address the shortage of behavioral health providers, especially in underserved communities
- Strengthens access to 988
- Double the number of school counselors, psychologists, social workers, nurses, and other health professionals in schools.
- Supports the maternal mental health hotline and the screening and treatment for maternal depression and related behavioral health disorders



# What Does that Look Like?

- SAMHSA:
  - \$4.2 Billion in Mental Health Funding
    - 10% for Evidence-based crisis
    - 10% of Children’s Mental Health Services Program for FEP
    - 10% for early intervention and prevention for at-risk youth and adults
    - \$552.5 million for Certified Community Behavioral Health Clinics

# What Does that Look Like?

- CMS
  - Mental Health Parity Enforcement Grants: \$125 million\*
  - Demonstration Programs to Improve Mental Health Services: \$45 million\*
  - Performance bonus funds to improve behavioral health in Medicaid: \$500 million
- Treasury
  - For exchange plans to be eligible for the premium tax credit:
    - Requires MH and SU Disorder Benefits Coverage
    - Requires coverage for 3 behavioral health visits without cost sharing
    - Authorizes Secretaries to regulate network adequacy for all plans and insurers
    - New Standard for Parity based on analysis of reimbursement rates
- DOL
  - \$275 Million over 10 years to investigate and monitor parity compliance among large insurers

# What Does that Look Like?

- HHS
  - Mental Health Transformation Fund: \$750 million\*
- HRSA
  - \$44.5 million for grants, contracts, and cooperative agreements for the advancement of telehealth activities
- ED
  - \$1 billion formula grants to SEAs to double number of health professionals

# Summary

---

- Many promising investments
- Several rely on new legislation
- Some priorities remain to be funded
- Does this meet the moment?

# What's Our Economic Problem?

And what's the solution?

Deborah Weinstein, Coalition on Human Needs  
[dweinstein@chn.org](mailto:dweinstein@chn.org)

**Yes, inflation is a problem, and it hurts people with low incomes the most.**

Rent: up 4.2%

Food at home: up 8.6%

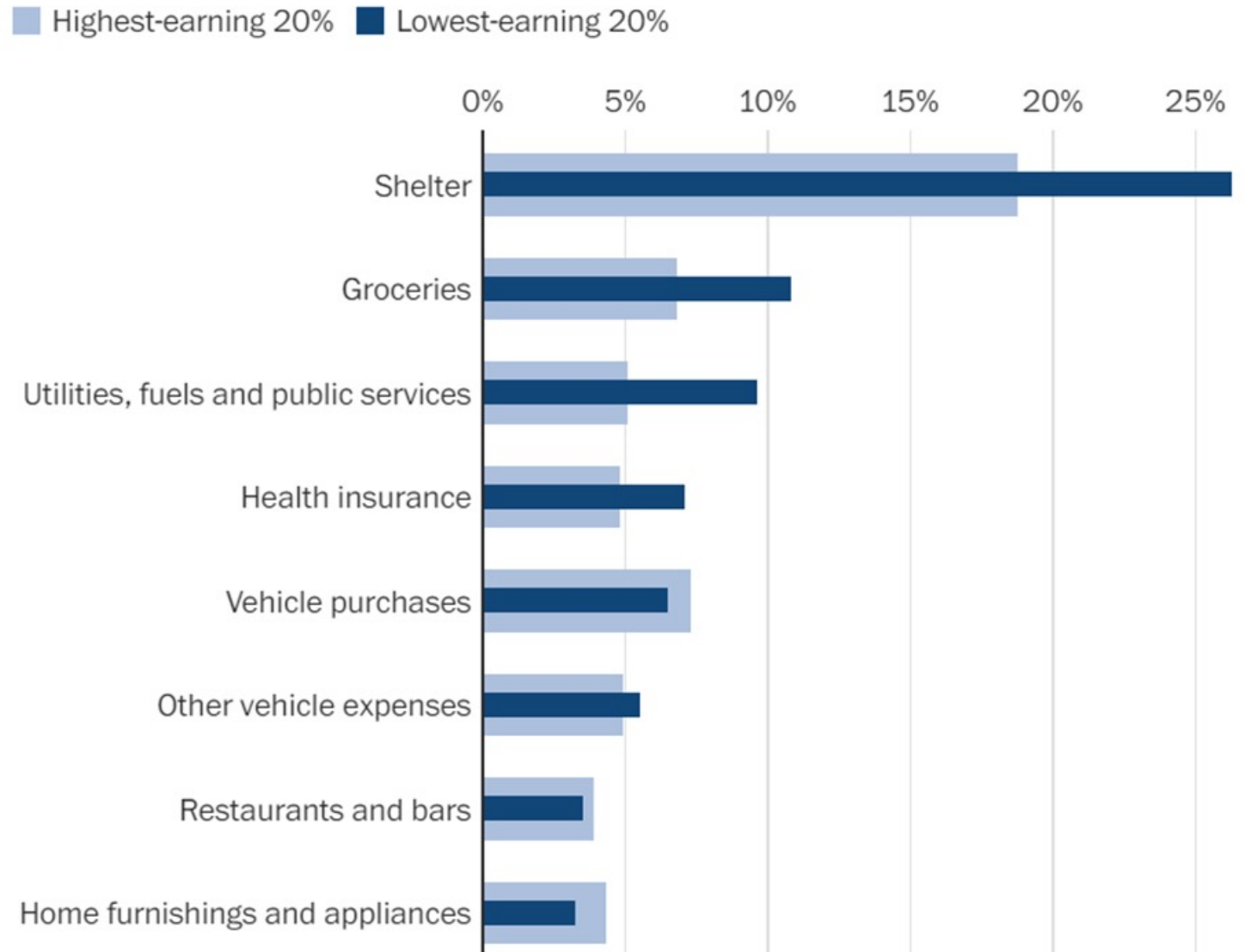
Gas: up 38%

Electricity: up 9%

Health insurance: up 4.1%

(Source: Washington Post)

Share of spending that went to each category in 2020



**But if we fight inflation  
without protecting people with  
low incomes, we are likely to**

- **slam the brakes on economic growth**
- **disproportionately hurt women, children,  
people of color**
- **slow recovery from the pandemic**

Since the pandemic began...

Women are still short 1.4 million jobs since Feb. 2020.

Men are short 664,000 jobs.

**Only 42 percent of women who lost or quit a job during the pandemic have found new employment, compared to 67 percent of men.**

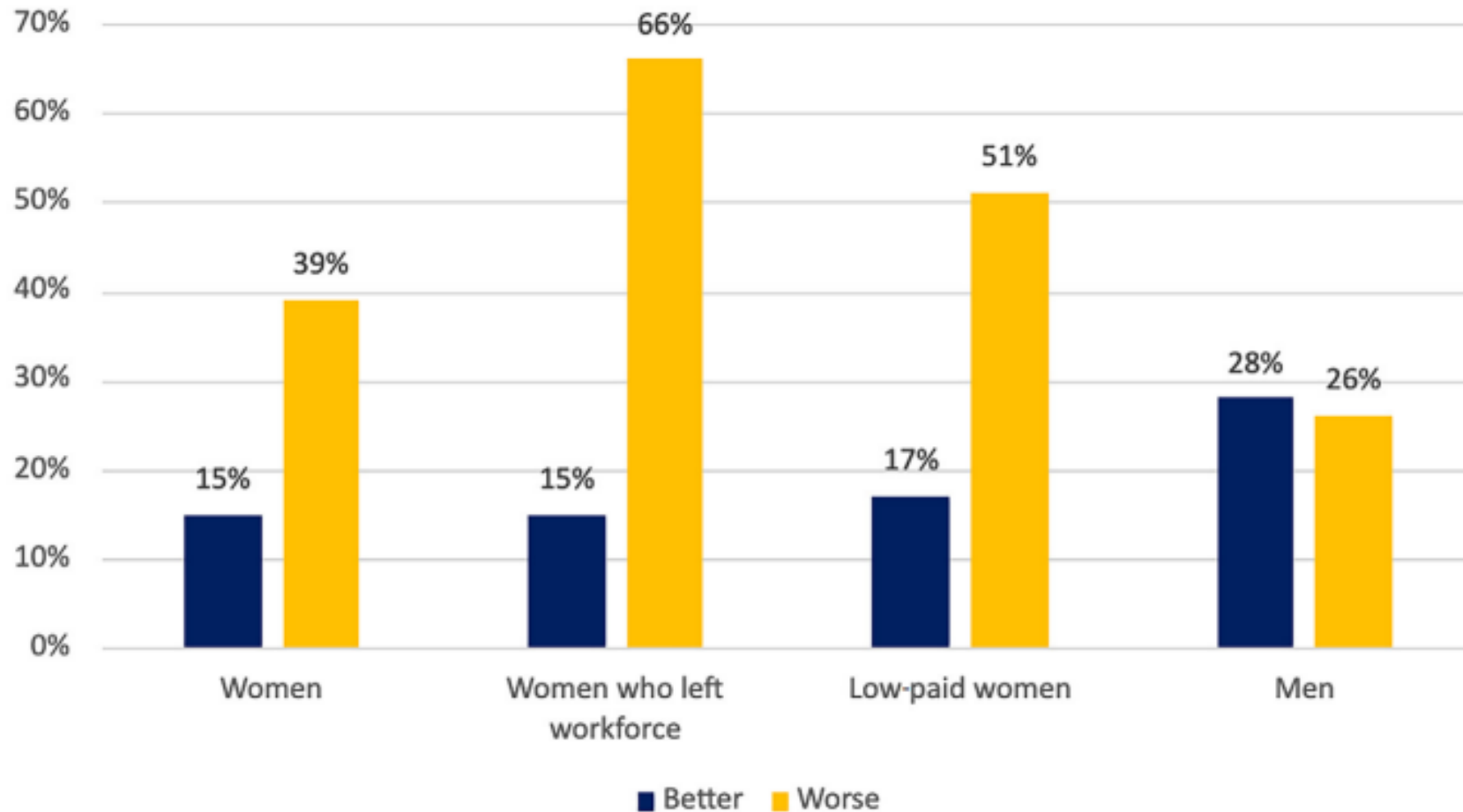
Source: National Women's Law Center,

**Resilient but not yet Recovered**

*[polling done February 2022]*



**Compared to before the pandemic, is your family's financial situation today better, worse, or is it about the same?**



Source: National Women's Law Center, Feb. 2022 Poll

# People are having a hard time paying their usual household bills.

- **People in households below \$75,000: 45%** said it was somewhat/very difficult to pay their usual bills in the previous week.
  - More than 100,000 people with this income. *[NOTE: we will share state data!]*
  - Hispanic: 46%; Black: 46%; White: 29%; Asian: 24%; Other: 47%
  - With children: 42%
  - With household income below \$25,000: **59%**

[From Census Household Pulse, 3/2 – 3/14.

<https://www.census.gov/data/tables/2022/demo/hhp/hhp43.html#tables>]

- In February, when inflation was 7.9% over previous year, the increase in prices was costing the average household **\$296/month**.

[source: Moody's Analytics: <https://www.moodyanalytics.com/-/media/article/2022/weekly-market-outlook-maybe-us-consumers-wont-turn-fuelish.pdf> ]

At the same time prices started to rise, families lost the monthly Child Tax Credit – more hunger: sometimes/often not enough to eat in past week

In August 2021:

Total:	8.6%
Latinos:	13.4%
Blacks:	15.3%
Whites:	6.4%
With children:	11.2%

In March 2022:

Total:	10.3%
Latinos:	16.2%
Blacks:	20.4%
Whites:	7.1%
With children:	13.5%

# Just to point out, in West Virginia:

*In August:*

People sometimes/often without enough to eat in previous week:

**9.7% with children**

**6.1% without children**

*In March:*

People sometimes/often without enough to eat in previous week:

**13.1% with children**

**11.0% without children**

Also have these comparisons for AL, LA, ME, MO, ND, OH, and SC – ask if you want help for your state

## Without the Child Tax Credit:

- **3.4 million more children in poverty in February than in December.**

Source: <https://www.povertycenter.columbia.edu/news-internal/monthly-poverty-february-2022>

### *Cost of child poverty:*

- Falling behind in health, development, education
- Lower earnings as adults

## Our Ask:

*Congress should act quickly to pass economic legislation that helps families and workers manage high costs now and advances an economy where everyone can share in the nation's prosperity.*

# The Economic Package We Need Now:

- **Helps people get or keep jobs:**
  - More child care helps parents
  - More care work jobs (child care, home care)
  - More climate mitigation jobs
- **Reduces prices:**
  - Prescription drugs
  - Health insurance premiums
  - Child care costs
- **Helps cope with increased costs**
  - Child Tax Credit, EITC
  - Rental assistance
  - Food assistance
- **Paid for by revenues from ultra-wealthy and corporations**

# The economic package doesn't increase inflation

Leading economists and major ratings agencies agree that a package that invests in lowering costs for families and workers and gives a boost to our economy will not add meaningfully to inflation.

- It will be paid for by revenue increases from corporations and the ultra-wealthy.
- Further anti-inflation help can come from limiting corporate pandemic profiteering, such as a windfall profits tax.
- Much less funding is flowing into the economy because of expiration of previous stimulus efforts.
- Investments in the package (housing, phase-in of child care benefits, etc.) will be spread out over the next decade.



# How an effective economic package will help families/workers

- **Prescription drugs:**  
Insulin w/o insurance: \$300-\$320 per month; with insurance, \$100 per month.  
**Biden calls for max \$35/month.**  
<https://ohiocapitaljournal.com/2022/02/07/as-insulin-prices-soar-some-patients-ration-their-doses-you-try-to-make-do/>
- **ACA premiums:**  
Income of \$40,000: maintaining current subsidies will save \$117/month.  
<https://www.kff.org/policy-watch/how-marketplace-costs-premiums-will-change-if-rescue-plan-subsidies-expire/>
- **Child Tax Credit:**  
\$300/month for each child under 6;  
\$250/month for each child 6-17.
- **Summer EBT (food for children):**  
\$65 per month per eligible child  
<https://www.americanactionforum.org/insight/nutrition-provisions-in-build-back-better/#:~:text=In%202022%2C%20%24250%20million%20will,culturally%20appropriate%20foods%20and%20foods>
- **Rental Assistance:**  
300,000 new vouchers will lower costs for 700,000 low-income residents  
<https://www.opportunityhome.org/resources/still-want-to-build-back-better-dont-remove-housing/>

# Deliver this Message During April Recess

Make sure your Senators know you and your community want an economic package that helps families/workers manage high costs now; invests in economy for shared prosperity:

- Get updates through  
Federalcoop.org  
www.chn.org
- Sign and share organizational and individual letters
- Write and share op-eds
- Join in group meetings with congressional offices – April recess (4/11-22)!
- Share your story
- Engage in social media – twitterstorms, etc.
- **Want help with these?** Contact me at [dweinstein@chn.org](mailto:dweinstein@chn.org), subject line, Help with economic package

# Unfinished Business: FY23 Biden Budget & what's next for human needs programs.

A Social media toolkit: <https://bit.ly/POTUSBudgetSocial>

## Tweets on President Biden's budget

[Climate change/ environmental justice](#)

[Education/ school meal](#)

[Housing](#)

[Immigration](#)

[Mental health services](#)

[Tax fairness #BillionairesTax](#)

## Tweets on the economic package

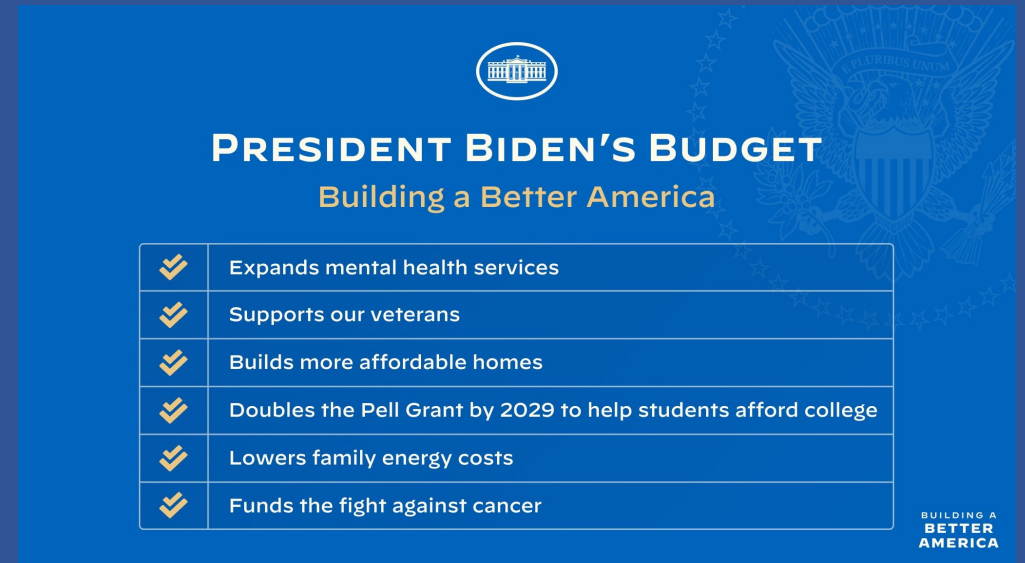
[Expanded Child Tax Credit](#)

[Child care](#)

[Reduced prescription drug costs](#)

[Upcoming action: Join us for #TaxDay on April 18](#)

[Sample content:](#)



The graphic features the White House logo at the top center, the text "PRESIDENT BIDEN'S BUDGET" in large white letters, and "Building a Better America" in smaller white letters below it. To the right is a faint background of the Presidential Seal. A table with six rows lists budget highlights, each with a checkmark icon in a blue box. The bottom right corner has the "BUILDING A BETTER AMERICA" logo.

✔	Expands mental health services
✔	Supports our veterans
✔	Builds more affordable homes
✔	Doubles the Pell Grant by 2029 to help students afford college
✔	Lowers family energy costs
✔	Funds the fight against cancer

# Mobilize with us on April 18th, Tax Day

(Americans for Tax Fairness, MomsRising, CHN...)

1. Join the tweetstorm to **#TaxBillionaires** at 2:00 pm ET on April 18th. *We'll provide a digital toolkit with sample posts and graphics you can pull from.*
2. Sign the petition to **#TaxBillionaires** and share it with your networks. *The link to the petition, sample posts, and email language on that can be found [here](#).*
3. **Sign your organization on** as a cosponsor of the resolution to **#TaxBillionaires**. *A PDF of the resolution is [here](#). Let us know how you want to join in the effort! Can you lobby your member of Congress? Can you set up an event with them?*

**If you can join us for Tax Day, please RSVP so we can make sure you have all the latest materials and keep an eye out for your posts!**

*“Senator Manchin, you have the power to help support 196,000 families in West Virginia and lift 3.7 million kids out of poverty. We’re struggling with rising costs. We need the Child Tax Credit.”*



- 1. TWEET AT @SEN\_JOEMANCHIN**
- 2. COMMENT ON HIS FACEBOOK PAGE**
- 3. CALL HIS WV OFFICE (304) 342-5855**
- 4. SHARE THIS GRAPHIC EVERYWHERE**

**#ManchinGiveUsOurTaxCredits**

“WE’RE PROUD TO HAVE  
WORKED ON EXPANDING  
THE CHILD TAX CREDIT,  
WHICH HELPS SUPPORT  
ARIZONA’S EVERYDAY  
FAMILIES.”

-SEN. KYRSTEN SINEMA



Senator Sinema, **keep fighting** poverty and inequality in Arizona and beyond! *Expand the Child Tax Credit!*

## Resources

We'll send you links to all these and more in a follow-up email

- CHN's *Human Needs Report* summarizing the Biden budget:  
<https://www.chn.org/wp-content/uploads/2022/04/April-5-2022-HNR.pdf>
- Center on Budget and Policy Priorities,  
[www.cbpp.org](http://www.cbpp.org)
- CBPP, <https://www.cbpp.org/research/federal-budget/analysis-of-president-bidens-2023-budget>
- Household Pulse US and state data on lack of food, housing, household expenses, employment, CHN calculations
- Caring Across Generations:  
<https://caringacross.org/>
- CLASP: <https://www.clasp.org/covid-19-resource-library>

# Thank you!

Look out for an email with a captioned recording, slides, and other resources from our presenters.

